

Firefighting Equipment


A10747 Winding clamp PG

Center fitting P

Side fitting G



● Installation example



Economical version of A10749 winding clamp PH

Part number A10747 Winding clamp PG

Size code	Size
0013	15A to 20A
0028	25A
0032	32A


A10749 Winding clamp PH

Center fitting P

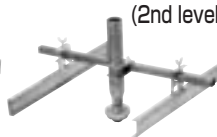
Side fitting H



● Installation example
(1st level)



● Installation example
(2nd level)



Winding clamp with 2-level height adjustment function

Part number A10749 Winding clamp PH

Size code	Size
0018	15A to 20A
0022	25A
0037	32A

A10751 Winding clamp PG22

Center fitting P22



Insulated type also available.

Side fitting G



● Installation example



Support winding clamp for movable unwinding pipes (flexible type, etc.)

A10745 Winding clamp B

Center round U-bolt



Side square U-bolt



● Installation example



U-bolt type support winding clamp

Part number A10745 Winding clamp B

Size code	Size
0019	25A

A10746 Winding clamp C

Center fitting C



Side fitting CA



● Installation example



Winding clamp comprising center fitting C and side fitting CA

Part number A10746 Winding clamp C

Size code	Size
0016	25A

A10744 Winding clamp PCA

Center fitting P



Side fitting CA



● Installation example



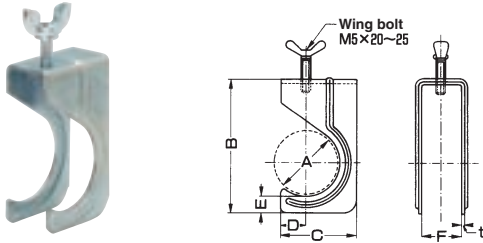
Winding clamp comprising center fitting P and side fitting CA

Part number A10744 Winding clamp PCA

Size code	Size
0011	15A to 20A
0026	25A
0045	32A

Individual winding clamp parts

A10757 Center fitting P



Standard type support center fitting

Part number A10757 Center fitting P

Units (mm)


Size code	Diameter size (A)	A	B	C	D	E	F	t
0010	15 to 20	28	57.6	34	12	8.0	18	1.6
0024	25	35	65.0	37	12	7.5	18	1.6
0039	32	44	75.6	52	20	10.0	18	1.6

* Center fitting 15A to 20A
Center fitting 25A
Center fitting 32A

A10754 Winding clamp EP fitting

Connection fitting to use the Akagi hanging band series as center fittings


● Installation example



A10756 Winding clamp S fitting

Ceiling support fitting for system

● Installation example




A10750 Winding clamp PK (for rafters)

Winding clamp for wooden structures

A10757
Center fitting P

A12258
Side fitting K

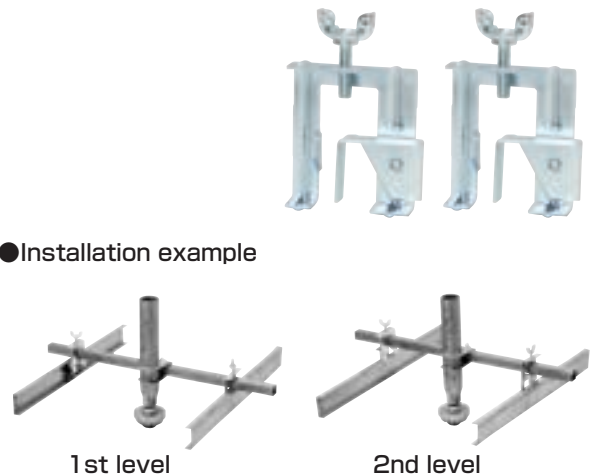
● Installation example



A10758 Side fitting H (assembly)

2-level height adjustment side fitting

● Installation example




Firefighting Equipment

A10755 Side fitting G

Wing bolt side fitting

●Installation example



A20408 Side fitting GL

Wing bolt side fitting

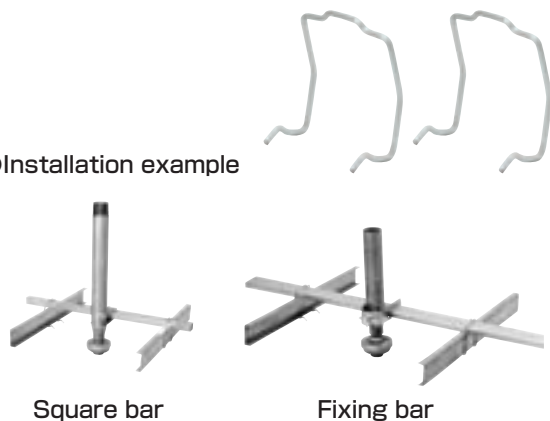
●Installation example



A10752 Side fitting CA

One-touch side fitting

●Installation example




Square bar

Fixing bar

A20407 Side fitting CA16

One-touch side fitting



A16205 Side fitting LGS

Side fitting for lightweight steel ceiling supports

●Installation example




Part number A16205 Side fitting LGS

Size code	Size
0013	For 40 W × 45 H, 1 turnbuckle
0028	For 40 W × 45 H, 2 turnbuckle

A13588 Winding clamp SL fitting

Side fitting for T bars in lightweight steel frame ceiling bases

●Installation example



Part number A13588 Winding clamp SL fitting

Size code	Size
0019	2538

A10767 Fixing bar



Length 1250, bundle of 20
1.0t×12H×38w×1250L

General-purpose fixing bar for use with fixing materials and base materials

A10766 Square bar



Standard fixing bar for winding clamp

Size code	Dimension
0019	0.6 t×16 square×1200L
0023	0.6 t×16 square×2000L
0165	0.6 t×16 square×630L
0170	0.6 t×16 square×660L

*Other lengths made to order: 300L, 400L, 500L, 600L, 700L, 800L, and 900L

Protective plate (former name: heat collecting plate)



Protective plate to protect a closed sprinkler head from spray interference (heat detection interference)* from duct or piping with an open type decorative ceiling

A17488 Protective plate (formerly A10768)



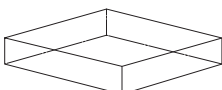
- Thickness: 0.8 t
- Outer Diameter: 400 mm
- Inner Diameter: 22 mm
- Accessory: Steel washer
Rubber washer
- Coating color: Ivory

A17490 Protective plate assembly (formerly A10771)



- 2-part assembly version of A17488 protective plate (round)
- Can be installed in locations where the head is already mounted.
- Install pipes with combination bands from the top.

A17489 Square protective plate (formerly A10770)



- Made to order.
- Specify the side dimensions and depth, and the hole positions, diameters, and quantity.
- Coating color: Ivory

* Spray interference (heat detection interference) occurs when a head installed above the ceiling detects heat and operates to spray water onto the head located under the duct and piping, thereby reducing the capacity of the lower head to detect heat.